

MONTE VISTA WATER DISTRICT



ANNUAL OPERATING & CAPITAL IMPROVEMENT BUDGET

Fiscal Year Ending June 30, 2023

Mid-Year Budget Update

Presented February 22, 2023



FYE 2023

Budget Review

Historical Water Supply Plan

Demand	2019	2020	2021	2022
MVWD Deliveries	8,883	8,034	8,756	8,630
Chino Hills Deliveries	6,501	7,706	8,150	7,295
Total	15,384	15,740	16,906	15,925
Supply Mix				
GW assessable to MVWD	6,494	6,724	7,693	7,193
GW assessable to CH	1,673	1,472	2,529	2,694
SAWCO	454	657	706	670
WFA (Tier 1)	6,763	6,887	5,978	5,368
Total	15,384	15,740	16,906	15,925

FYE 2023

Budget Review

2023 Water Supply Plan

Thru 12/31/2022

Demand	Projected	Actual	YTD Projected vs Actual
MVWD Deliveries	4,714	4,361	(7.5%)
Chino Hills Deliveries	3,905	3,322	(14.9%)
Total	8,619	7,683	
Supply Mix			
GW assessable to MVWD	3,814	3,201	(16.1%)
GW assessable to CH	1,050	1,540	46.7%
SAWCO	354	290	(18.1%)
WFA (Tier 1)	3,401	2,652	(22.0%)
Total	8,619	7,683	

FYE 2023

Budget Review

FYE 2023 Budget Assumptions

- **Economic uncertainty; inflation and supply chain issues**
- **State drought emergency**
 - **15% reduction over FYE 2020 in Water Supply Plan**
 - **Allocation of imported water unknown for Jan-Jun 2023**
- **Board compensation 5% increase**
- **COLA increase 3.0%**
- **Deferred Cafeteria Plan allowance increase**
- **PERS Employer Contribution (9.78%)**

FYE 2023

Budget Review

FYE 2023 Budget Assumptions (Cont.)

- ◆ **District Rate Increase on 1/1/2023**
- ◆ **Increase in MWD “Tier 1” Rate (\$799 to \$855/AF)**
- ◆ **MVWD Retail Production of 8,556 AF**
- ◆ **Chino Hills Wholesale Demand of 6,721 AF**
- ◆ **Operating Transfer to Fund Capital (\$1.5m)**
- ◆ **Lifeline Assistance Program for FYE 2023 provides up to \$211,000 in financial assistance for water utility payments**

FYE 2023

Budget Review

Total Revenues	Thru 12/31/2022	
	<u>Budget</u>	<u>Actual</u>
Operating Revenues	\$ 12.1m	\$ 10.8m
Capital Revenues	<u>\$ 1.6m</u>	<u>\$ 1.5m</u>
Total	\$ 13.7m	\$ 12.3m

FYE 2023

Budget Review

Operational Revenue

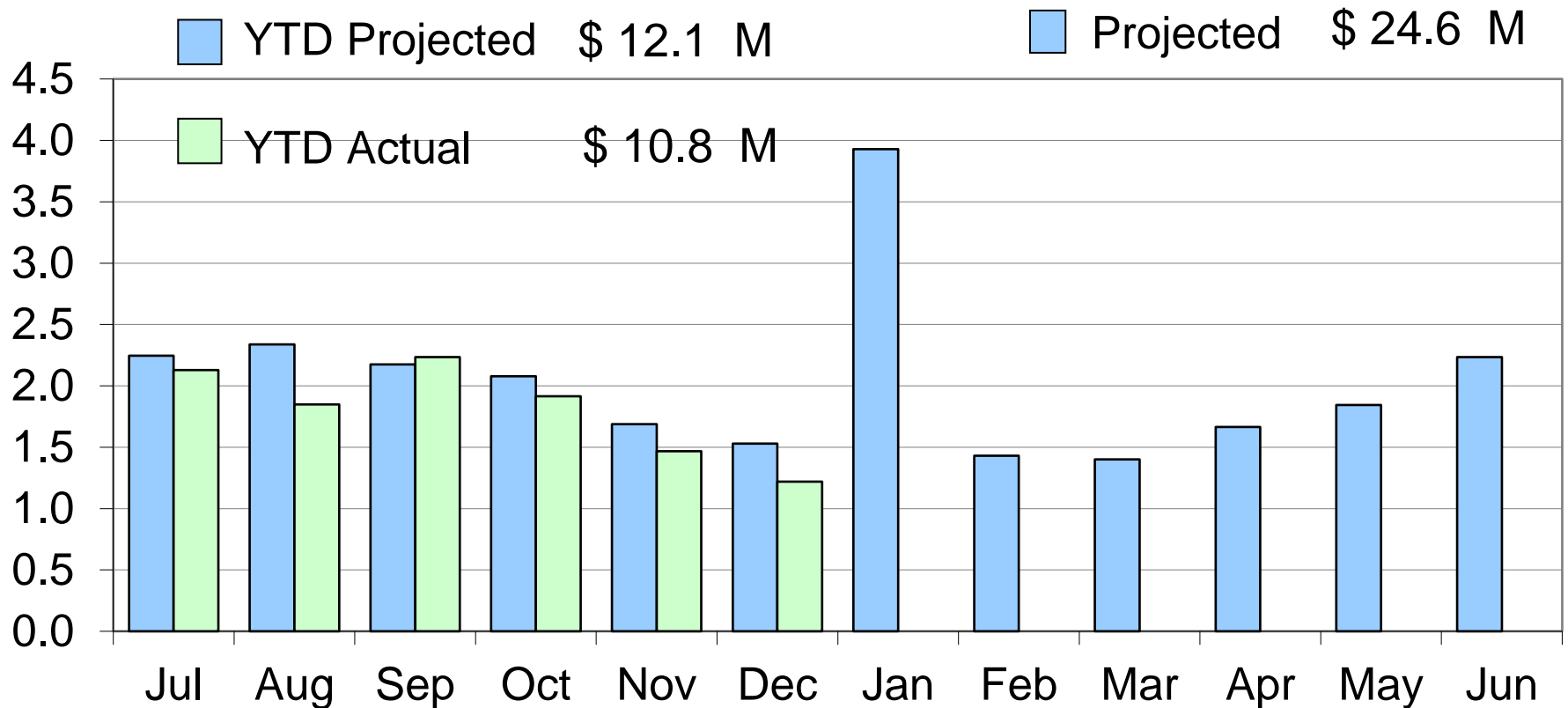
Thru 12/31/2022

	<u>Budget</u>	<u>Actual</u>	<u>Variance</u>
Retail Water Sales	\$ 8.1m	\$ 7.7m	(\$ 447k)
Wholesale Water Sales	\$ 3.3m	\$ 2.3m	(\$ 960k)
Interest Income	\$ 180k	\$ 313k	\$ 133k
Energy Recovery	\$ 67k	\$ 31k	(\$ 36k)

FYE 2023

Budget Review

FYE 2023 Operational Revenue - \$M



FYE 2023

Budget Review

Total Expenses	Thru 12/31/2022	
	<u>Budget</u>	<u>Actual</u>
Operating Expenses	\$ 11.7m	\$ 9.5m
Debt Service	\$ 833k	\$ 833k
Capital Outlay	<u>\$ 20.7m</u>	<u>\$ 5.0m</u>
Total	\$ 33.2m	\$ 15.4m

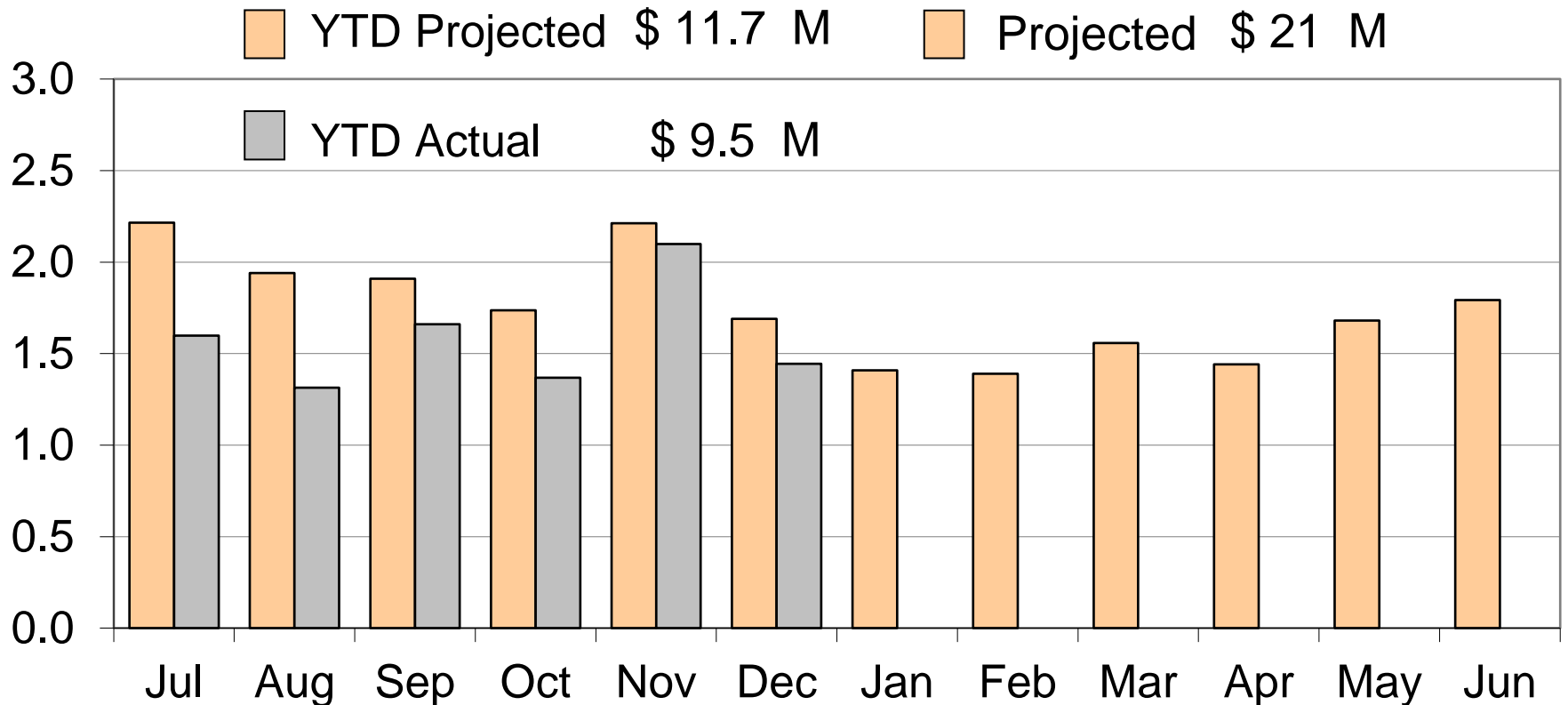
FYE 2023

Budget Review

Operational Expense	<u>Budget</u>	Thru 12/31/2022 <u>Actual</u>	<u>Variance</u>
Source of Supply	\$ 4.2m	\$ 3.0m	(\$ 1.2m)
Electric Utility	\$ 1.0m	\$ 1.2m	\$ 141k
Payroll	\$ 1.8m	\$ 1.5m	(\$ 254k)
Professional Services	\$ 260k	\$ 163k	(\$ 97k)

FYE 2023 Budget Review

FYE 2023 Operational Expense - \$M



FYE 2023

Budget Review

Capital Expense

Thru 12/31/2022
Budget Actual

Treatment	\$26.7m	\$22.3m
Pipeline Replacement	\$9.8m	\$3.2m
Facilities	\$8.4m	\$2.5m
Miscellaneous	\$1.4m	\$66k
Production	\$1.2m	\$660k
Storage	\$700k	-
Transmission & Distribution	\$354k	\$6k

FYE 2023

Budget Review

Working Capital

◆ FYE 2022 Balance		<u>\$ 40.5m</u>
Plus: Operating Revenues	\$ 24.6m	
Capital Revenues	<u>\$ 6.6m</u>	
	<i>Total</i>	\$ 31.2m
Less: Operating Expenses	\$ 21.0m	
Debt Service Expense	\$ 2.7m	
Capital Outlay	<u>\$ 20.7m</u>	
	<i>Total</i>	\$ 44.4m
◆ Projected FYE 2023 Balance		<u>\$ 27.3m</u>



Questions?

MONTE VISTA WATER DISTRICT



ANNUAL OPERATING & CAPITAL IMPROVEMENT BUDGET

Fiscal Year Ending June 30, 2023

Budget Amendments

Presented February 22, 2023



FYE 2023

Budget Amendments

		Authorized Management	
Department:	PRODUCTION	Water Systems Supervisor:	John Hughes
Requested by:	John Hughes	AGM/CFO:	Stephanie A. Reimer
		General Manager:	Justin Scott-Coe

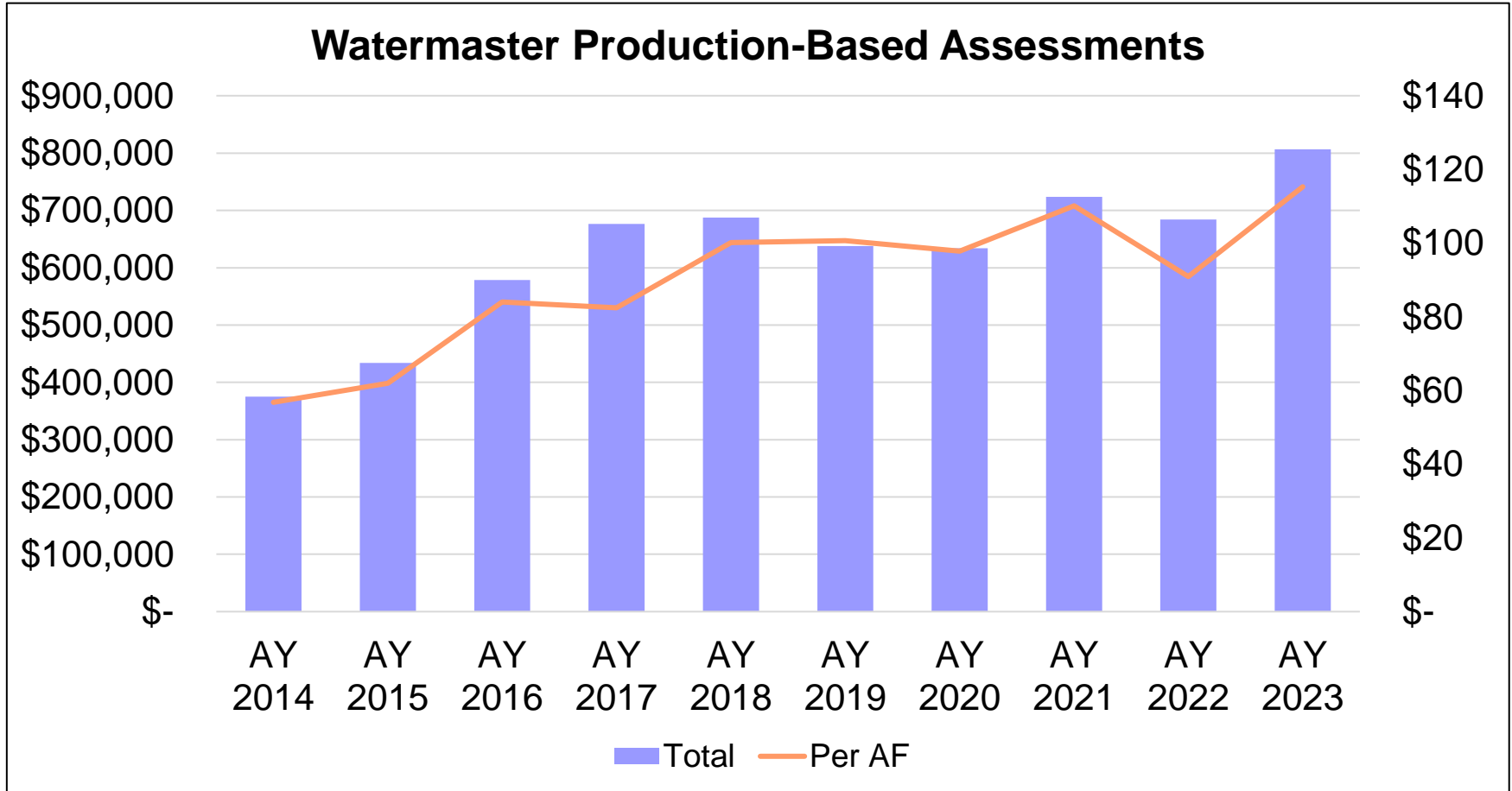
Account Number	Item Description/Justification	Actual	Actual	YTD	Amended	Projected	Adopted	
		FYE 2020	FYE 2021	Actual @ 12-31-21	Budget FYE 2022	FYE 2022	FYE 2023	FYE 2024
514.000	Watermaster Assessments	686,360	796,985	577,839	911,200	577,839	792,500	782,425

<u>AF</u>	Chino Basin Watermaster assessments associated with water production and OBMP implementation.	<u>\$ / AF</u>		
7,500	Appropriative Pool Assessment is based upon MVWD's prior year production times CBWM's budgeted rate.	\$77.85	584,000	563,500
	Overproduction Assessment for the 85/15 Rule has been estimated based upon the District's prior year actual.		78,000	81,900
	Recharge Improvement Projects Assessment is an allocation based upon the District's % of Safe-yield.		-	-
	Debt Service Assessment for the Recharge Facilities component of CBWM assessment charges.		85,000	89,250
	District's Assessment costs for the Pomona Credit (\$6,000) and Non-Ag Pool OBMP (\$1,000)		7,000	7,350
	Appropriative Pool Special Assessment for Appropriative Pool Legal Counsel expenses		8,500	8,925
	Agricultural Pool Admin and Legal Exp allocated to Appropriative Pool based upon Ag Pool SY Reallocation		30,000	31,500
	<u>FYE 2024 Calculation:</u>			
	FYE 2023 Projected Production			7,028

	Current FYE 2023	Revised FYE 2023
Watermaster Assessments	792,500	867,500

FYE 2023


Budget Amendments



	Current FYE 2023	Revised FYE 2023
Watermaster Assessments	792,500	867,500

FYE 2023

Budget Amendments

		<p>Monte Vista Water District</p> <p>CAPITAL IMPROVEMENT BUDGET</p> <p>Fiscal Year Ending (FYE) 2022</p>				
Authorized Management						
Dir. of Eng. Ops & Maint.: Bill Schwartz		PROJECT				
AGM/CFO: Stephanie A. Reimer		<i>Pipeline Ave Bridge Project</i>				
General Manager: Justin Scott-Coe						
	Project-to-Date	Amended	Proposed	Projected FYE	Adopted	
Project Number	Actual @ FYE 2020	Project Budget 2021	Total Project Budget	2021 Expenses	FYE 2022	FYE 2023
EN2018-09	42,798	488,155	575,000	61,210	470,991	-
Project Description:						
Relocation of an 8-inch steel pipeline on a bridge structure over the 60 Freeway at Pipeline Avenue.						
Project Justification:						
Caltrans issued a "relocation claim and liability document" requesting relocation of an existing 8-inch steel pipeline in conjunction with their bridge reconstruction effort.						
Costs by Project Category:						
Total	Land	Engineering & Design	Construction	Project Management	Materials & Equipment	Internal Costs & Other
575,000	-	26,000	500,000	49,000	-	-

Pipeline Ave Bridge Project	Current FYE 2023	Revised FYE 2023
	0	76,000



Questions?